



## D.E. MORRISON


### Evaluation of Instruction Program Report

17W: BIostat 100B LAB 1A: INTRO-BIOSTATISTICS  
 No. of responses = 6  
 Enrollment = 11  
 Response Rate = 54.55%


#### Survey Results

#### 1. Background Information:

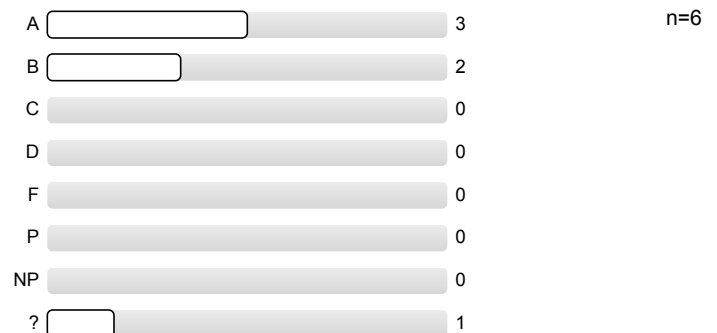
##### 1.1) Year in School:




##### 1.2) UCLA GPA:



##### 1.3) Expected Grade:



##### 1.4) What requirements does this course fulfill?



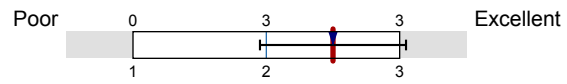
2. To What Extent Do You Feel That:

2.1)	Teaching Assistant Knowledge – The T.A. was knowledgeable about the material.	Very Low or Never	0 0 0 0 0 0 1 3 2	Very High or Always	n=6 av.=8.17 md=8 dev.=0.75
2.2)	Teaching Assistant Concern – The T.A. was concerned about student learning.	Very Low or Never	0 0 0 0 0 1 0 1 4	Very High or Always	n=6 av.=8.33 md=9 dev.=1.21
2.3)	Organization – Section presentations were well prepared and organized.	Very Low or Never	0 0 0 0 0 0 4 0 2	Very High or Always	n=6 av.=7.67 md=7 dev.=1.03
2.4)	Scope – The teaching assistant expanded on course ideas.	Very Low or Never	0 0 0 1 0 0 1 1 2	Very High or Always	n=5 av.=7.4 md=8 dev.=2.07
2.5)	Interaction – Students felt welcome in seeking help in or outside of the class.	Very Low or Never	0 0 0 0 0 0 0 0 5	Very High or Always	n=5 av.=9 md=9 dev.=0 ab.=1
2.6)	Communication Skills – The teaching assistant had good communication skills.	Very Low or Never	0 0 0 0 1 0 0 2 3	Very High or Always	n=6 av.=8 md=8.5 dev.=1.55
2.7)	Value – The overall value of the sections justified your time and effort.	Very Low or Never	0 0 1 0 0 1 1 0 3	Very High or Always	n=6 av.=7.17 md=8 dev.=2.4
2.8)	Overall – What is your overall rating of the teaching assistant?	Very Low or Never	0 0 0 0 0 0 2 1 3	Very High or Always	n=6 av.=8.17 md=8.5 dev.=0.98

3. Your View of Section Characteristics:

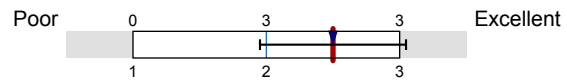
3.1)	Difficulty (relative to other courses)	Low	1 3 2	High	n=6 av.=2.17 md=2 dev.=0.75
3.2)	Workload/pace was	Too Slow	0 6 0	Too Much	n=6 av.=2 md=2 dev.=0
3.3)	Integration of section with course was	Poor	0 1 5	Excellent	n=6 av.=2.83 md=3 dev.=0.41
3.4)	Texts, required readings	Poor	0 2 2	Excellent	n=4 av.=2.5 md=2.5 dev.=0.58 ab.=2
3.5)	Homework assignments	Poor	1 3 2	Excellent	n=6 av.=2.17 md=2 dev.=0.75

## 3.6) Graded materials, examinations



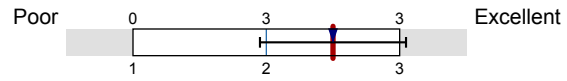
n=6  
av.=2.5  
md=2.5  
dev.=0.55

## 3.7) Lecture presentations



n=6  
av.=2.5  
md=2.5  
dev.=0.55

## 3.8) Class discussions



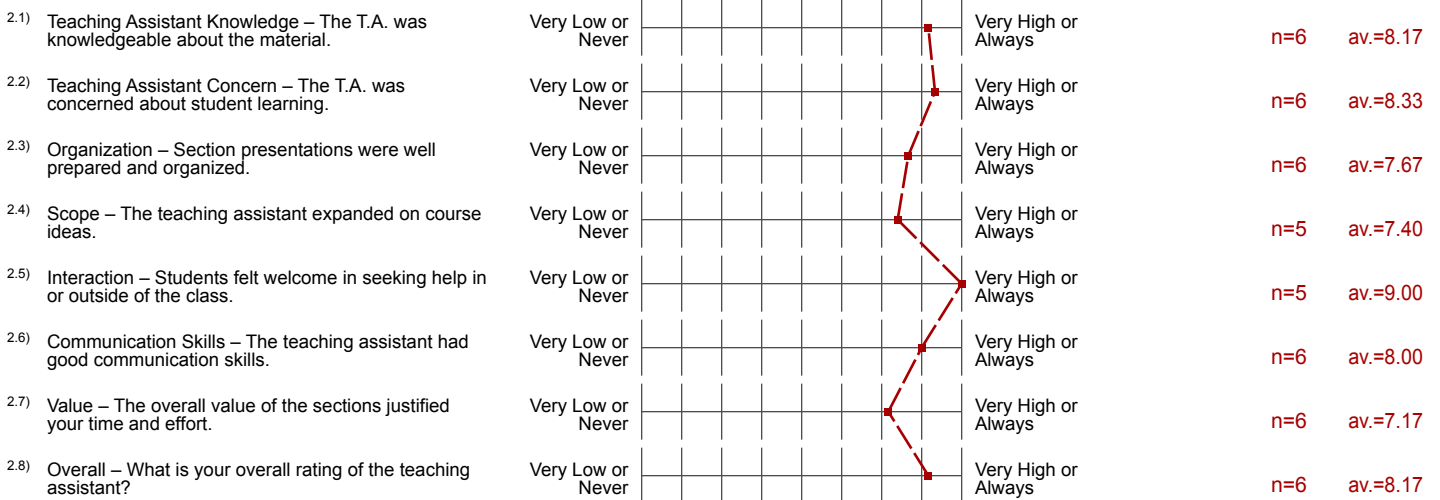
n=6  
av.=2.5  
md=2.5  
dev.=0.55

# Profile

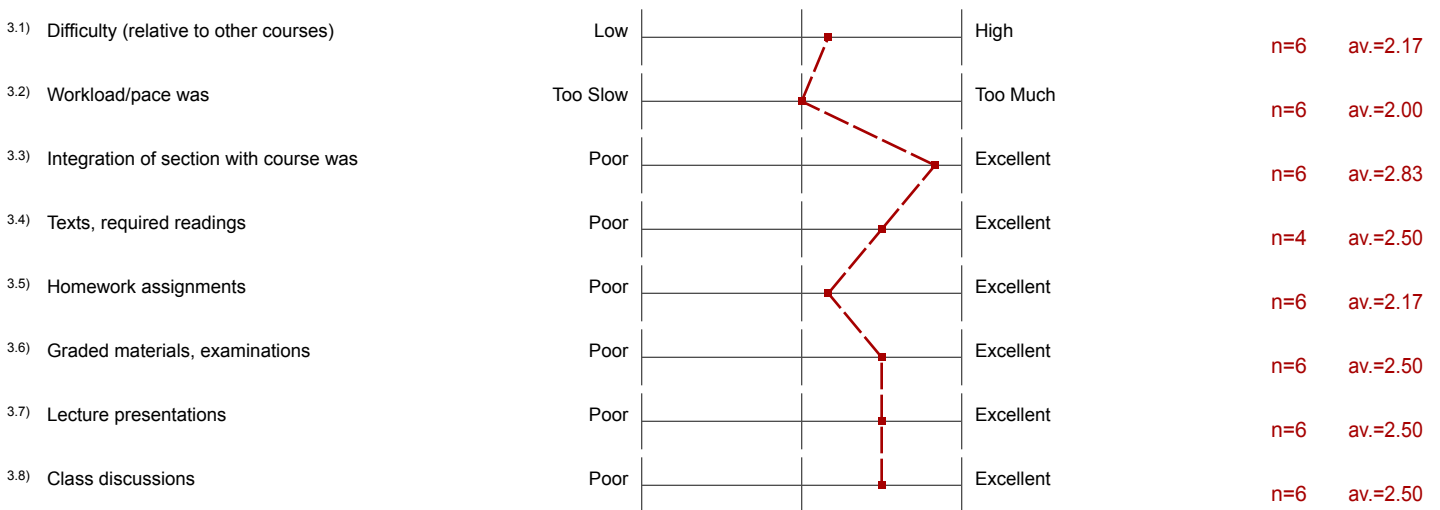
Subunit: **BIOSTAT**  
 Name of the instructor: **D.E. MORRISON**  
 Name of the course: **17W: BIOSTAT 100B LAB 1A: INTRO-BIOSTATISTICS**  
 (Name of the survey)

Values used in the profile line: Mean

## 2. To What Extent Do You Feel That:



## 3. Your View of Section Characteristics:



## Comments Report

## 4. Comments:

- <sup>4.1)</sup> Please identify what you perceive to be the real strengths and weaknesses of this teaching assistant and course.
- Concerned for students and does his best to make sure we understand the concepts being taught. He is also highly approachable and patient.
  - Doug knew his stuff. Delivery was dry. He was very helpful in explaining harder concepts. Always made himself available.
  - Doug was an awesome TA! He was very willing to interact with his students and often went out of his way to do so. He also often attended lecture which I really appreciated! I feel that sometimes lab section could have been better organized by having a general recap of material discussed in lecture followed by processes for completing the homeworks (sometimes it felt like we were jumping around between the two which got a little confusing). My only other suggestion would be to clarify procedural preferences with Brookmeyer so the students get a more unified voice.
  - In my opinion, MR. Morrison is one of the best TA I ever have. His lab section and offices hour are very useful. He makes you to think and interpret the data instead of remember it. I would recommend other students to take his session.